

Arlington Public Schools
"Providing the means to accomplish dreams"

| |
|-------------------------------------|
| Supportive Information Sheet |
|-------------------------------------|

Subject: BUDGET REPORT

Action

Page(s): Nine (9), including cover

Submitted by: Dr. Kristine McDuffy, Superintendent and
Ms. Deborah Borgens, Executive Director of Financial Services

Date: January 26, 2009

Administrative Consideration:

Enclosed please find second meeting of the month reports:

Enrollment and Revenue/Expenditures

Notes:

- Enrollment dropped significantly in December, but average still remains over budgeted number. We will continue to monitor as the new semester starts in February.
- There is a new Expenditure/Revenue report that puts the Three-Year comparison on a trend line.

Superintendent's Recommendation:

That the Board approves the monthly Enrollment and Revenue/Expenditure reports.

ARLINGTON PUBLIC SCHOOLS
 FTE by Building/Grade
 2008-2009

| | PRES | EC | KP | Pioneer | Trafton | Haller | Post | AHS | Weston | SVS | Total |
|------------|--------|--------|--------|---------|---------|--------|--------|---------|--------|--------|---------|
| K | 47.00 | 34.00 | 37.50 | 40.50 | 12.50 | | | | | 8.00 | 179.50 |
| 1st Grade | 89.00 | 85.00 | 92.00 | 91.00 | 25.00 | | | | | 22.00 | 404.00 |
| 2nd Grade | 101.00 | 86.00 | 95.00 | 71.00 | 23.00 | | | | | 19.43 | 395.43 |
| 3rd Grade | 88.00 | 90.00 | 92.00 | 85.00 | 25.00 | | | | | 18.83 | 398.83 |
| 4th Grade | 95.00 | 81.00 | 83.60 | 95.00 | 25.00 | | | | | 15.32 | 394.92 |
| 5th Grade | 105.00 | 120.00 | 100.00 | 92.00 | 22.00 | | | | | 18.79 | 457.79 |
| 6th Grade | | | | | | 199.12 | 185.00 | | | 14.62 | 398.74 |
| 7th Grade | | | | | | 182.00 | 204.02 | | | 23.08 | 409.10 |
| 8th Grade | | | | | | 201.00 | 195.00 | | | 25.08 | 421.08 |
| 9th Grade | | | | | | | | 428.80 | 1.00 | 23.48 | 453.28 |
| 10th Grade | | | | | | | | 425.30 | 31.00 | 33.32 | 489.62 |
| 11th Grade | | | | | | | | 356.20 | 31.80 | 32.00 | 420.00 |
| 12th Grade | | | | | | | | 323.60 | 69.40 | 14.44 | 407.44 |
| | 525.00 | 496.00 | 500.10 | 474.50 | 132.50 | 582.12 | 584.02 | 1533.90 | 133.20 | 268.39 | 5229.73 |

Budget 5163.0
 Difference 66.73

FINAL
 JANUARY 9th, 2009

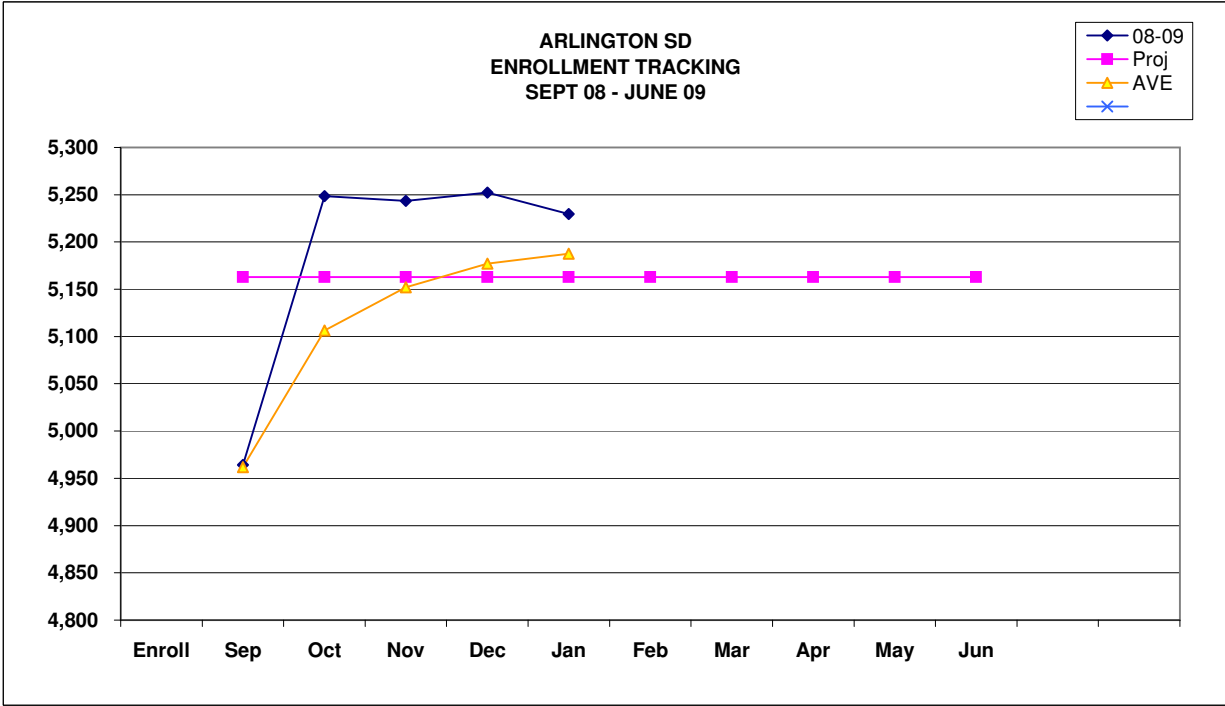
ARLINGTON PUBLIC SCHOOLS

Head Count by Building/Grade
 2008-2009

| | Presidents | Eagle Cr. | Kent Pr. | Pioneer | Trafton | Haller | Post | AHS | Weston | SVS | Total |
|---------------|------------|------------|------------|------------|------------|------------|------------|-------------|------------|------------|-------------|
| Kindergarten | 94 | 68 | 75 | 81 | 25 | | | | | 16 | 359 |
| 1st Grade | 89 | 85 | 92 | 91 | 25 | | | | | 22 | 404 |
| 2nd Grade | 101 | 86 | 95 | 71 | 23 | | | | | 20 | 396 |
| 3rd Grade | 88 | 90 | 92 | 85 | 25 | | | | | 22 | 402 |
| 4th Grade | 95 | 81 | 84 | 95 | 25 | | | | | 18 | 398 |
| 5th Grade | 105 | 120 | 100 | 92 | 22 | | | | | 22 | 461 |
| 6th Grade | | | | | | 200 | 185 | | | 16 | 401 |
| 7th Grade | | | | | | 182 | 204 | | | 25 | 411 |
| 8th Grade | | | | | | 201 | 195 | | | 26 | 422 |
| 9th Grade | | | | | | | | 429 | 1 | 25 | 455 |
| 10th Grade | | | | | | | | 427 | 31 | 36 | 494 |
| 11th Grade | | | | | | | | 368 | 33 | 34 | 435 |
| 12th Grade | | | | | | | | 338 | 74 | 17 | 429 |
| | | | | | | | | | | | |
| TOTALS | 572 | 530 | 538 | 515 | 145 | 583 | 584 | 1562 | 139 | 299 | 5467 |

FINAL

JANUARY 9th, 2009



| | 08-09 |
|------|--------------|
| Sept | 4964.28 |
| Oct | 5248.69 |
| Nov | 5243.49 |
| Dec | 5252.43 |
| Jan | 5229.73 |
| Feb | |
| Mar | |
| Apr | |
| May | |
| Jun | |

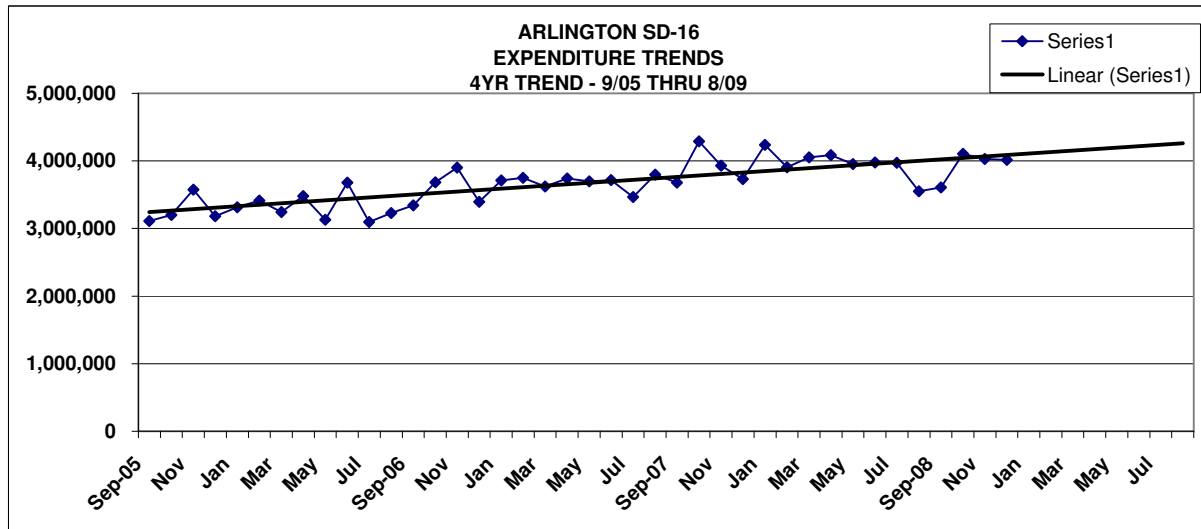
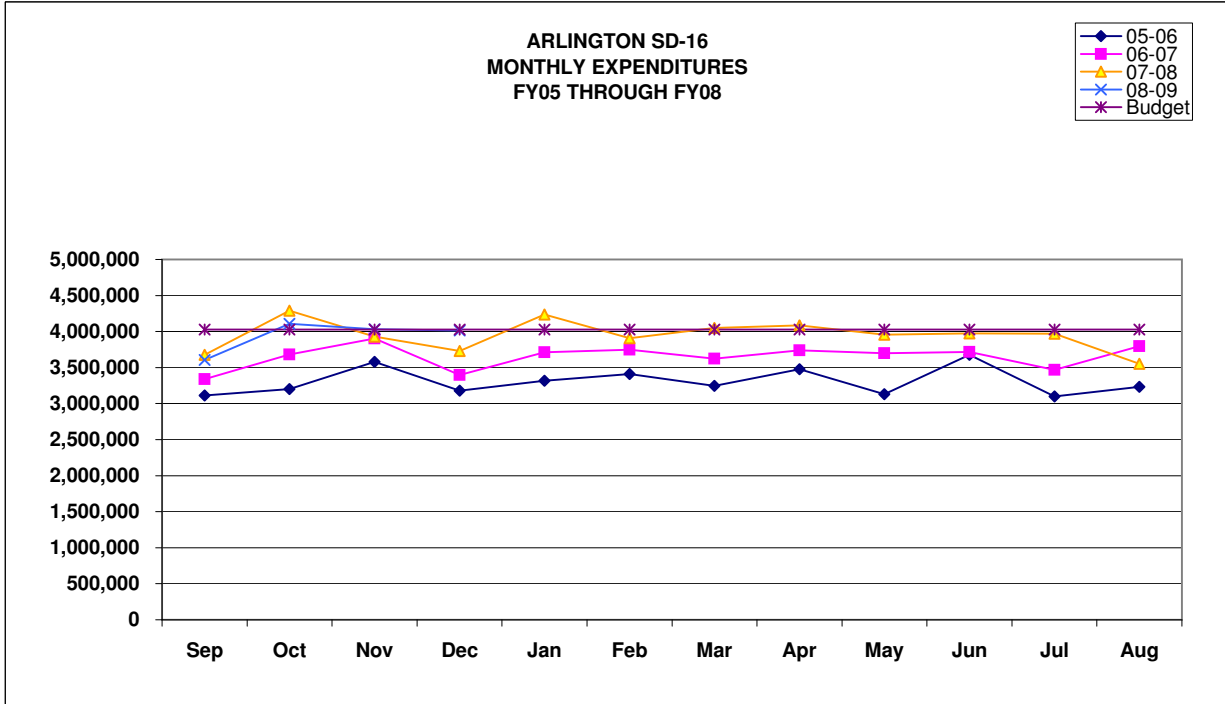
ARLINGTON PUBLIC SCHOOLS

GENERAL FUND ACTUAL EXPENDITURE PERCENTAGE

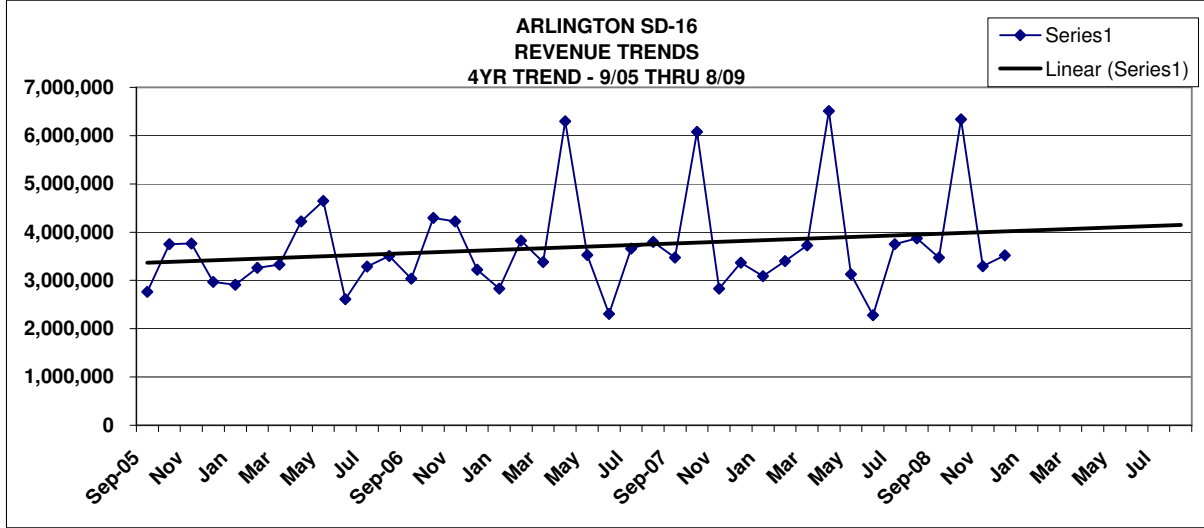
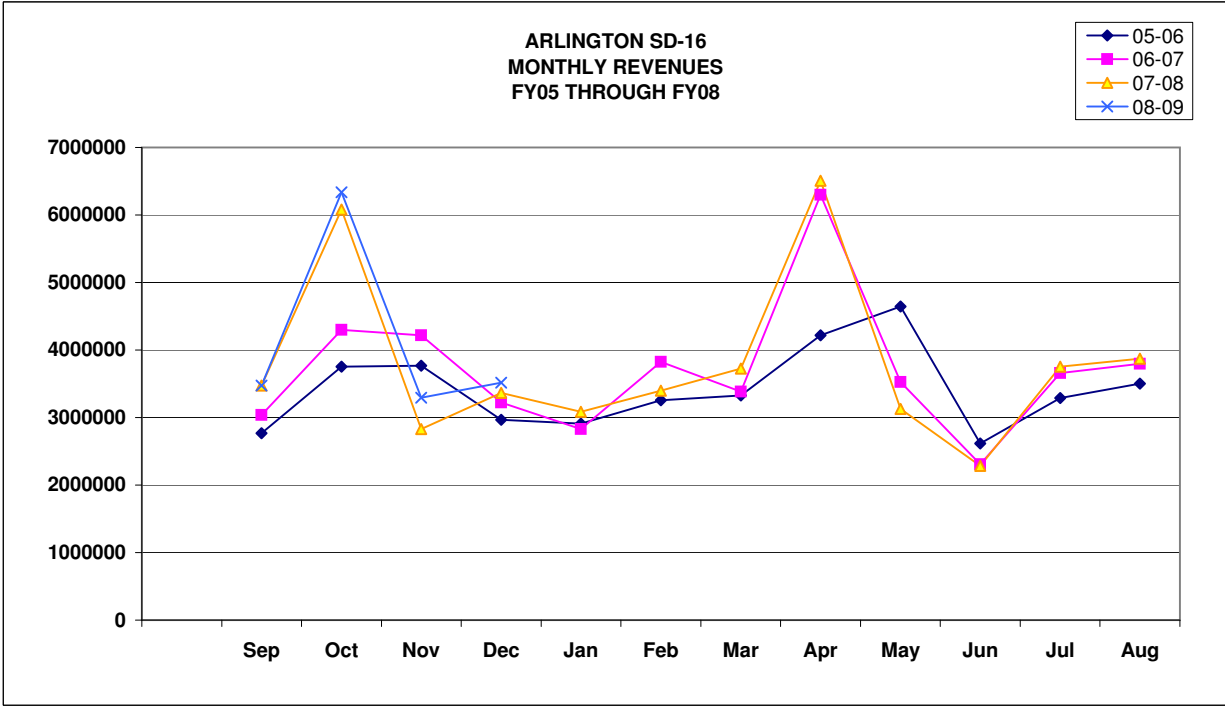
December 31, 2008

| MONTH | 2006-2007 | | 2007-2008 | | 2008-2009 | | *** 3 YEAR AVERAGE | 2006-2007 | 2007-2008 | 2008-2009 | 3 YEAR AVERAGE |
|--------------|----------------------|---------------|----------------------|--------------------------|----------------------|--------------------------|--------------------------|---------------|---------------|--------------|-------------------|
| | ACT EXP | TOT BUD % | ACT EXP | TOT BUD Bud Ext. % | ACT EXP | TOT BUD Bud Ext. % | | | | | |
| Sept | 3,340,662.20 | 7.552 | 3,678,116.96 | 7.703 | 3,607,584.80 | 7.466 | 7.574 | 7.552 | 7.703 | 7.466 | 7.574 |
| Oct | 3,682,221.77 | 8.324 | 4,287,505.96 | 8.979 | 4,105,839.17 | 8.497 | 8.600 | 15.876 | 16.682 | 15.963 | 16.174 |
| Nov | 3,901,548.87 | 8.820 | 3,929,392.70 | 8.229 | 4,030,147.14 | 8.340 | 8.463 | 24.695 | 24.912 | 24.303 | 24.637 |
| Dec | 3,395,285.51 | 7.675 | 3,730,835.58 | 7.813 | 4,014,751.00 | 8.309 | 7.932 | 32.371 | 32.725 | 32.612 | 32.569 |
| Jan | 3,713,656.84 | 8.395 | 4,236,524.55 | 8.872 | | | | 40.766 | 41.597 | | |
| Feb | 3,748,913.09 | 8.475 | 3,908,575.83 | 8.186 | | | | 49.240 | 49.783 | | |
| Mar | 3,623,499.60 | 8.191 | 4,051,946.86 | 8.486 | | | | 57.431 | 58.269 | | |
| Apr | 3,739,135.25 | 8.453 | 4,087,170.73 | 8.560 | | | | 65.884 | 66.829 | | |
| May | 3,699,604.59 | 8.363 | 3,954,300.06 | 8.281 | | | | 74.247 | 75.110 | | |
| June | 3,715,240.91 | 8.399 | 3,975,319.90 | 8.325 | | | | 82.646 | 83.436 | | |
| July | 3,466,161.77 | 7.835 | 3,971,293.87 | 8.317 | | | | 90.481 | 91.718 | | |
| Aug | 3,798,409.90 | 8.587 | 3,552,972.02 | 7.441 | | | | 99.068 | 99.128 | | |
| TOTAL | 43,824,340.30 | 99.068 | 47,363,955.02 | 99.194 | 15,758,322.11 | 32.612 | 32.569 | 99.068 | 99.128 | 0.000 | 0.000 |

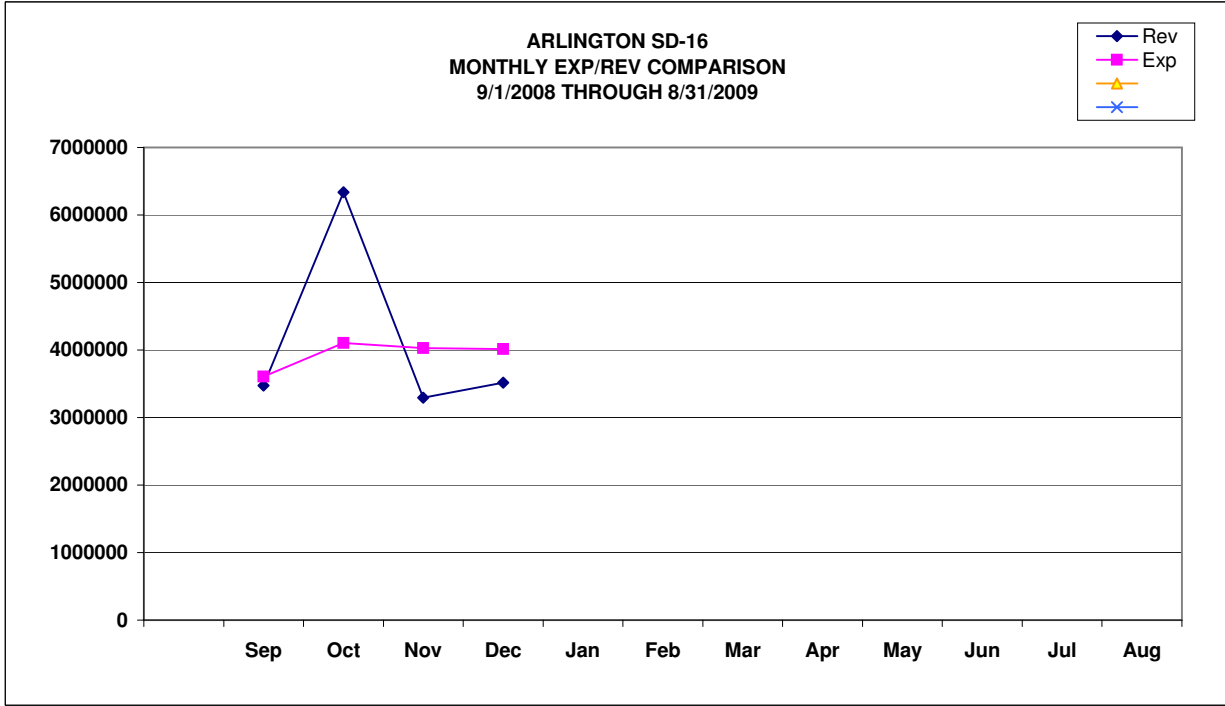
**ARLINGTON SCHOOL DISTRICT #16
MONTHLY EXPENDITURE/TREND REPORT**



**ARLINGTON SCHOOL DISTRICT #16
MONTHLY REVENUE TREND REPORT**



**ARLINGTON SCHOOL DISTRICT #16
MONTHLY EXPENDITURE/REVENUE COMPARISON**



State Allocation % by Month

| | |
|------|--------|
| Sept | 9.00% |
| Oct | 9.00% |
| Nov | 5.50% |
| Dec | 9.00% |
| Jan | 9.00% |
| Mar | 9.00% |
| Apr | 9.00% |
| May | 5.50% |
| Jun | 9.00% |
| Jul | 10.00% |
| Aug | 10.00% |

Levy Collection by % (on average)

Nov 48%

May 50%

(we average about 98% levy collection)

**ARLINGTON SCHOOL DISTRICT #16
THREE-YEAR EXPENDITURE/REVENUE TRENDLINE**

