

Arlington Public Schools
"Providing the means to accomplish dreams"

Supportive Information Sheet

Subject: BUDGET REPORT

Action

Page(s): Thirteen (13), including cover

Submitted by: Dr. Kristine McDuffy, Superintendent and
Ms. Deborah Borgens, Executive Director of Financial Services

Date: June 8, 2009

Administrative Consideration:

Enclosed please find first meeting of the month reports:

Fund Balance, Net Cash and Direct Expenditures/Revenues

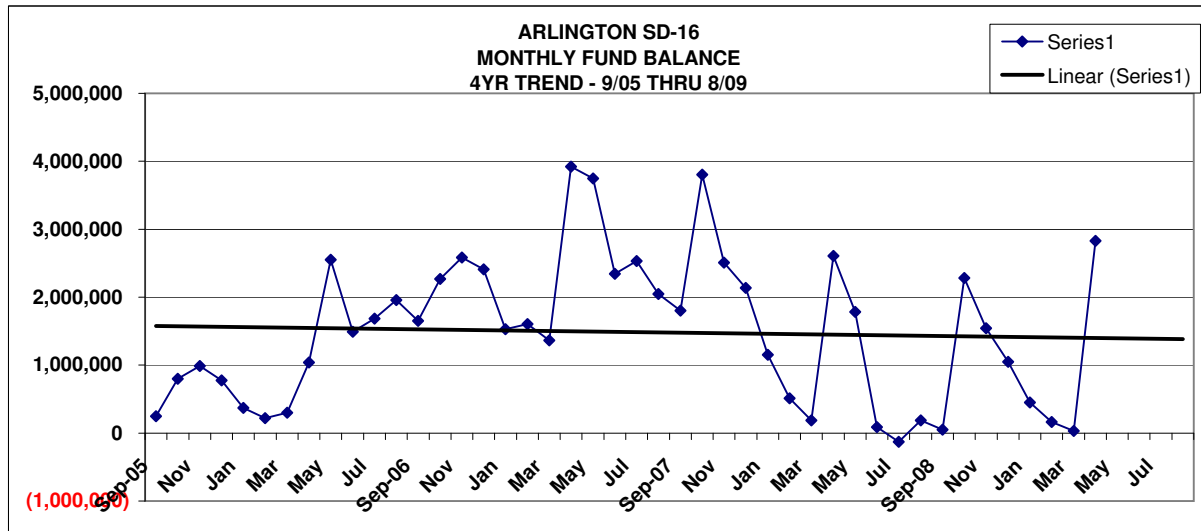
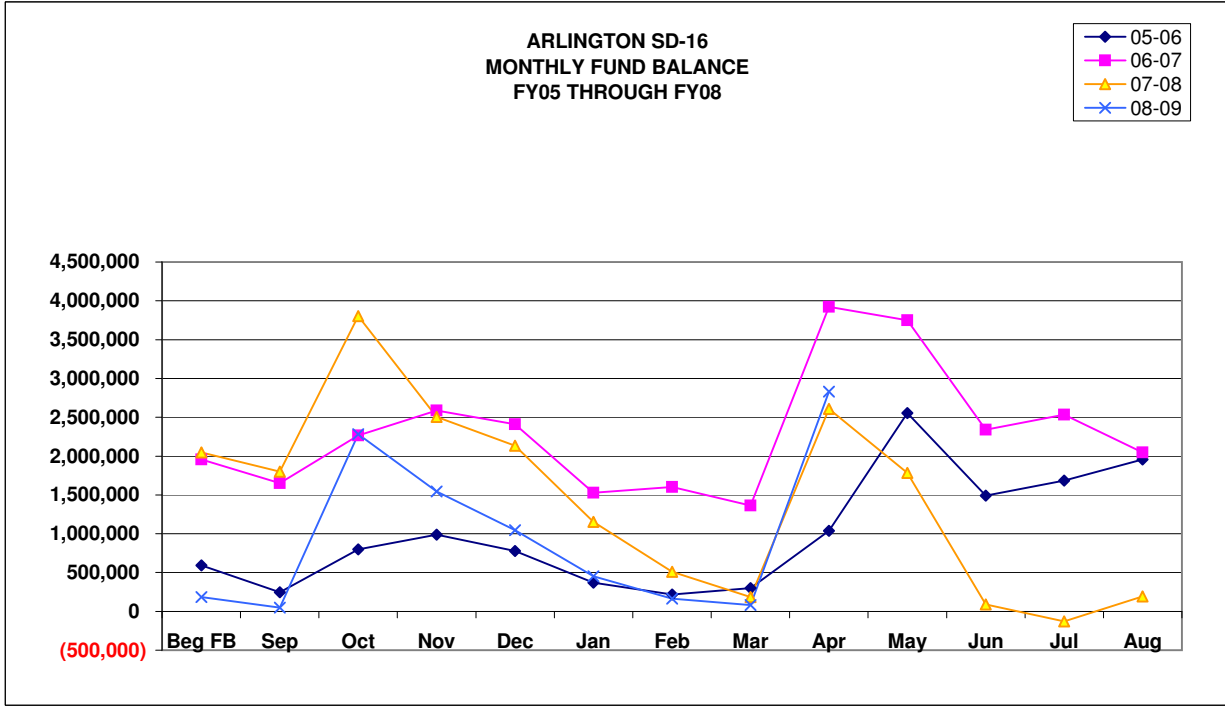
Notes:

- We saw a significant increase in net cash and fund balance due to spring tax collections.

Superintendent's Recommendation:

That the Board approves the monthly Fund Balance, Net Cash and Direct Expenditures/Revenues reports.

**ARLINGTON SCHOOL DISTRICT #16
MONTHLY FUND BALANCE REPORT**



ARLINGTON PUBLIC SCHOOLS

GENERAL FUND BALANCE

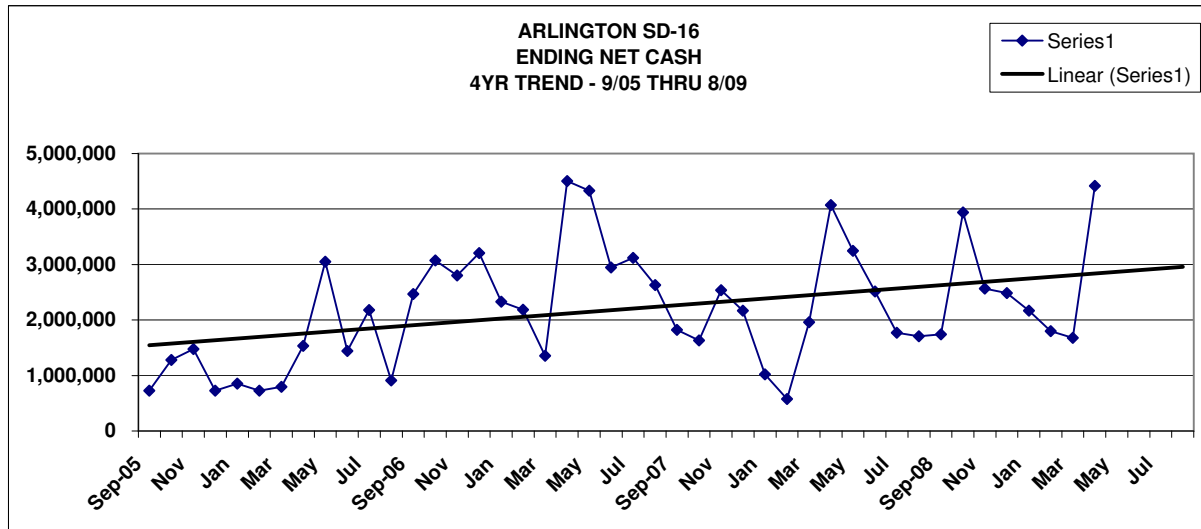
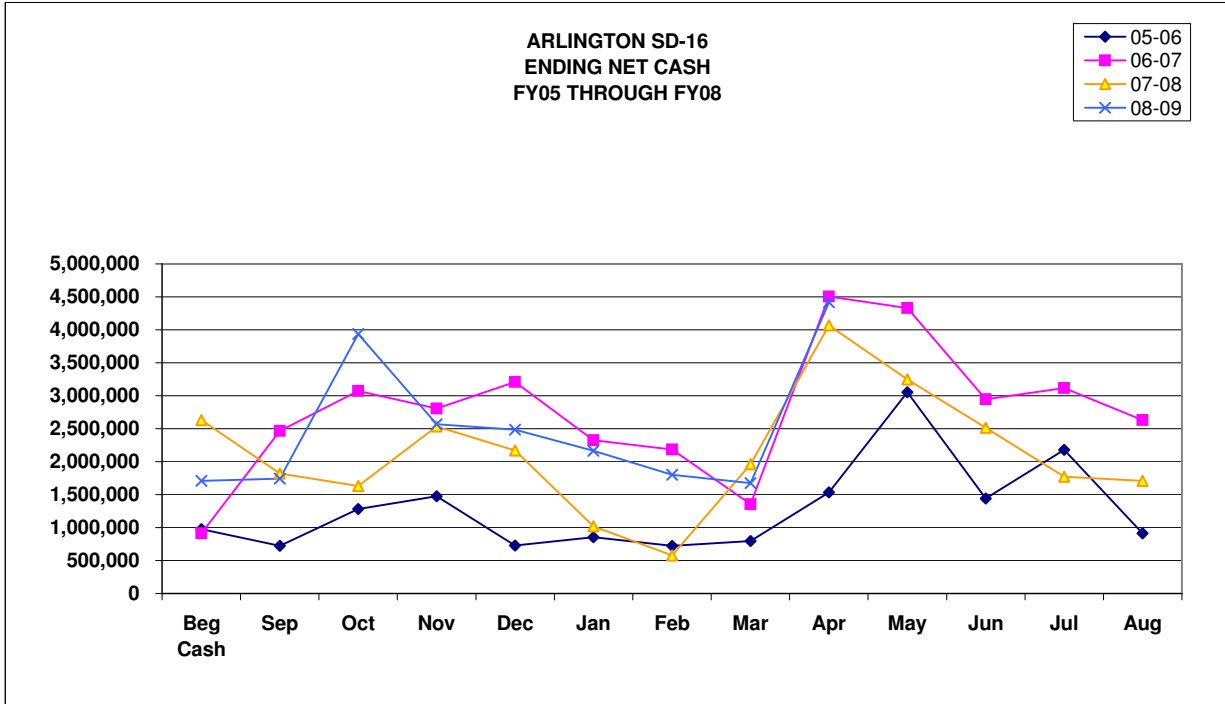
April 30, 2009

MONTHLY FUND BALANCE AS PERCENTAGE OF BUDGET

NON-OBLIGATED FUND BALANCE

MONTH	2006-07		2007-08		2008-09		AVERAGE	* 2008-09	
	44236828 ACTUAL FD BAL	BUD EXP *** PERCNTG	\$ 47,749,004 \$ 47,949,004 ACTUAL FD BAL	BUD EXP *** Budget Extension July 08 PERCNTG	\$ 48,320,548 ACTUAL FD BAL	BUD EXP *** PERCNTG		* 5% BOARD * REQUIRED * FUND BALANCE	* 2008-09 NON-OBLIGATED FUND BALANCE
Sept	1,653,606.810	3.738	1,801,873.75	3.774	49,075.21	0.102	2.538	* 2,416,027.40	(2,366,952.19)
Oct	2,267,750.980	5.126	3,804,318.26	7.967	2,281,762.58	4.722	5.939	* 2,416,027.40	(134,264.82)
Nov	2,586,052.520	5.846	2,506,888.50	5.250	1,543,209.20	3.194	4.763	* 2,416,027.40	(872,818.20)
Dec	2,412,080.240	5.453	2,135,078.71	4.471	1,047,131.53	2.167	4.030	* 2,416,027.40	(1,368,895.87)
Jan	1,527,905.970	3.454	1,153,812.11	2.416	450,927.83	0.933	2.268	* 2,416,027.40	(1,965,099.57)
Feb	1,602,909.970	3.623	511,199.09	1.071	163,030.00	0.337	1.677	* 2,416,027.40	(2,252,997.40)
Mar	1,362,328.170	3.080	185,821.30	0.389	81,322.00	0.168	1.212	* 2,416,027.40	(2,334,705.40)
Apr	3,922,943.590	8.868	2,606,886.09	5.460	2,829,698.00	5.856	6.728	* 2,416,027.40	413,670.60
May	3,748,765.060	8.474	1,781,878.28	3.732				* 2,416,027.40	(2,416,027.40)
June	2,341,813.450	5.294	89,637.50	0.188				* 2,416,027.40	(2,416,027.40)
July	2,533,432.700	5.727	(127,592.73)	(0.266)				* 2,416,027.40	(2,416,027.40)
Aug	2,045,361.630	4.624	192,812.18	0.402				* 2,416,027.40	(2,416,027.40)

**ARLINGTON SCHOOL DISTRICT #16
MONTHLY NET CASH REPORT**



ARLINGTON PUBLIC SCHOOLS

GENERAL FUND ACTUAL NET CASH PERCENTAGE

April 30, 2009

MONTH	2006-2007		2007-2008		2008-2009		*** 3 YEAR AVERAGE
	ACT NET CASH	TOT BUD %	ACT NET CASH	TOT BUD Bud Ext. %	ACT NET CASH	TOT BUD %	
Sept	2,468,003.00	5.579	1,820,172.00	3.812	1,744,108.00	3.606	4.332
Oct	3,071,574.00	6.943	1,632,177.00	3.418	3,936,693.00	8.140	6.167
Nov	2,803,528.00	6.338	2,534,910.00	5.309	2,568,333.00	5.311	5.652
Dec	3,207,922.00	7.252	2,169,936.00	4.544	2,485,375.52	5.139	5.645
Jan	2,327,212.00	5.261	1,018,212.00	2.132	2,167,241.57	4.481	3.958
Feb	2,186,092.00	4.942	577,477.00	1.209	1,799,982.35	3.722	3.291
Mar	1,354,123.00	3.061	1,959,917.00	4.105	1,675,728.99	3.465	3.544
Apr	4,504,090.00	10.182	4,068,967.00	8.522	4,417,453.01	9.134	9.279
May	4,329,667.00	9.787	3,246,417.00	6.799			
June	2,946,715.00	6.661	2,514,639.00	5.266			
July	3,118,470.00	7.049	1,769,597.00	3.706			
Aug	2,632,535.00	5.951	1,709,240.00	3.580			
TOTAL	34,949,931.00	79.006	25,021,661.00	52.402	20,794,915.44	42.999	41.869

ARLINGTON SCHOOL DISTRICT #16
2008-09 DIRECT EXPENDITURES/REVENUES
April 30, 2009

PROG.	TOTAL EXP.	TOTAL REV.	BALANCE
01	15,425,610		
Basic Educ.			
Levy (1100)		7,409,993.89	
Housing Authority (1400)		4,769.03	
Timber Excise Tax (1500)		19,470.92	
Invest. Interest (2300)		42,049.56	
Apportionment (3100)		17,308,005.18	
Local Effort Asst. (3300)		393,054.52	
State Forests (3600)		585,360.93	
Federal Forests(5500)		45,480.96	
Misc.		145,897.16	
31 Vocational	1,048,076.06	140.00	
01 Instructional Suppc	2,323,258		
97 Distr. Support	4,129,218	33,881.75	
Total BEA	22,926,162	25,988,103.90	3,061,941.87
21 Handicapped	2,909,743.23	2,646,195.37	(263,547.86)
24 H/C Supplemental	671,332.24	604,056.51	(67,275.73)
38 Voc-Federal	18,431.82	17,852.61	(579.21)
51 Remediation-Fed	277,885.68	250,549.22	(27,336.46)
52 School Improveme	81,060.90	66,082.28	(14,978.62)
55 Learning Asst.	178,078.91	202,928.43	24,849.52
58 Spec. Pilot/ECEAF	227,042.23	247,432.04	20,389.81
63 Promote Acad. Su	-	-	-
64 Fed. Bilingual T. II	14,829.20	14,236.61	(592.59)
65 Bilingual	104,129.77	108,324.63	4,194.86
66 I-728 Student Achi	1,569,252.85	1,644,671.29	75,418.44
68 Indian Educ., Fed.	-	-	-
71 Traffic Safety Ed.	39,014.45	56,810.00	17,795.55
74 Gifted/Highly Cap	111,928.91	33,730.28	(78,198.63) M & O
75 Prof. Dev. Math/Sc	24,945.36	75,361.79	50,416.43
78 Youth Training-JRC	98,846.42	34,127.58	(64,718.84)
79 Misc. Inst. Prog/Gr	136,893.84	98,942.57	(37,951.27)
88 Day Care	67,331.97	63,857.23	(3,474.74)
89 Other Community(I	30,381.31	29,529.78	(851.53)
98 Food Services	1,012,331.08	1,200,584.38	188,253.30
99 Transportation	1,503,037.41	1,264,267.72	(238,769.69) M & O
	9,076,497.58	8,659,540.32	(416,957)
Grand Total	32,002,659.61	34,647,644.22	2,644,985

10--General Fund-- FUND BALANCE -- AGENCY ACCOUNTS -- BUDGET-STATUS-REPORT
 Fiscal Year 2008 (September 1, 2008 - August 31, 2009)

For the ARLINGTON School District for the Month of April, 2009

	ANNUAL BUDGET	ACTUAL FOR MONTH	ACTUAL FOR YEAR	ENCUMBRANCES	BALANCE	PERCENT
<u>A. REVENUES/OTHER FIN. SOURCES</u>						
1000 LOCAL TAXES	8,307,463	3,326,669.13	7,434,233.84		873,229.16	89.49
2000 LOCAL SUPPORT NONTAX	1,933,995	115,011.63	1,231,963.00		702,032.00	63.70
3000 STATE, GENERAL PURPOSE	27,361,903	2,642,586.42	18,886,620.72		8,475,282.28	69.03
4000 State, Special Purpose	8,276,165	708,655.28	5,628,758.35		2,647,406.65	68.01
5000 FEDERAL, GENERAL PURPOSE	47,000	.00	45,480.96		1,519.04	96.77
6000 FEDERAL, SPECIAL PURPOSE	2,241,351	190,500.41	1,349,323.93		892,027.07	60.20
7000 REVENUES FR OTH SCH DIST	141,625	23,459.57	70,829.22		70,795.78	50.01
8000 REV FR OTH AGNCY * ASSOC	8,127	.00	434.21		7,692.79	5.34
9000 OTHER FINANCING SOURCES	0	.00	.00		.00	0.00
<u>Total REVENUES/OTHER FIN. SOURCES</u>	<u>48,317,629</u>	<u>7,006,882.44</u>	<u>34,647,644.23</u>		<u>13,669,984.77</u>	<u>71.71</u>
<u>B. EXPENDITURES</u>						
00 Regular Instruction	26,458,155	2,269,720.87	17,748,867.68	8,226,333.76	482,953.95	98.17
10 Federal Stimulus	0	.00	.00	0.00	.00	0.00
20 Special Ed Instruction	5,115,595	486,325.17	3,581,075.47	1,755,709.52	221,190.09	104.32
30 Voc. Ed Instruction	1,652,919	124,691.53	1,066,507.88	481,593.21	104,818.37	93.66
40 Skills Center Instruction	0	.00	.00	0.00	.00	0.00
50+60 Compensatory Ed Instruct.	3,923,579	315,725.11	2,452,279.54	1,128,469.76	342,829.34	91.26
70 Other Instructional Pgms	715,362	56,944.94	411,628.98	137,520.10	166,212.91	76.77
80 Community Services	241,278	13,270.32	97,713.28	29,301.92	114,262.80	52.64
90 Support Services	10,213,660	997,552.05	6,644,586.78	3,040,221.66	528,851.18	94.82
<u>Total EXPENDITURES</u>	<u>48,320,548</u>	<u>4,264,229.99</u>	<u>32,002,659.61</u>	<u>14,799,149.93</u>	<u>1,518,738.46</u>	<u>96.86</u>
<u>C. OTHER FINANCING USES TRANS. OUT (GL 536)</u>						
	0	.00	.00			
<u>D. OTHER FINANCING USES (GL 535)</u>						
	0	.00	.00			
<u>E. EXCESS OF REVENUES/OTHER FIN.SOURCES</u>						
<u>OVER (UNDER) EXP./OTH. FIN. USES (A-B-C-D)</u>	<u>2,919-</u>	<u>2,742,652.45</u>	<u>2,644,984.62</u>		<u>2,647,903.62</u>	<u>< 1000-</u>
<u>F. TOTAL BEGINNING FUND BALANCE</u>						
	<u>98,409</u>		<u>184,712.90</u>			
<u>G. G/L 898 PRIOR YEAR ADJUSTMENTS (+OR-)</u>						
	<u>XXXXXXXXX</u>		<u>.00</u>			
<u>H. TOTAL ENDING FUND BALANCE</u>						
<u>(E+F + OR - G)</u>	<u>95,490</u>		<u>2,829,697.52</u>			

1. ENDING FUND BALANCE ACCOUNTS:

G/L 810 Reserved For Other Items	38,000	182,969.32
G/L 830 Reserved For Debt Service	0	.00
G/L 835 Rsrvd Arb Rebate	0	.00
G/L 840 RESERVE FOR INVENTORY	0	.00
G/L 850 Rsrvd Uninsured Risks	0	.00
G/L 870 Unrsrvd, Dsgntd-Oth Itms	0	.00
G/L 875 Unrsrvd Dsgntd-Conting	0	.00
G/L 890 UNRESERVED FUND BALANCE	57,490	2,646,728.20
<u>TOTAL</u>	95,490	2,829,697.52

20--Capital Projects-- FUND BALANCE -- AGENCY ACCOUNTS -- BUDGET-STATUS-REPORT
 Fiscal Year 2008 (September 1, 2008 - August 31, 2009)

For the ARLINGTON School District for the Month of April, 2009

	ANNUAL BUDGET	ACTUAL FOR MONTH	ACTUAL FOR YEAR	ENCUMBRANCES	BALANCE	PERCENT
<u>A. REVENUES/OTHER FIN. SOURCES</u>						
1000 Local Taxes	0	.00	.00		.00	0.00
2000 Local Support Nontax	419,000	10,066.81	106,803.95		312,196.05	25.49
3000 State, General Purpose	0	.00	.00		.00	0.00
4000 State, Special Purpose	0	.00	47,151.10		47,151.10-	0.00
5000 Federal, General Purpose	0	.00	.00		.00	0.00
6000 Federal, Special Purpose	0	.00	.00		.00	0.00
7000 Revenues Fr Oth Sch Dist	0	.00	.00		.00	0.00
8000 Other Agencies & Assoc.	0	.00	.00		.00	0.00
9000 Other Financing Sources	0	.00	.00		.00	0.00
<u>Total REVENUES/OTHER FIN. SOURCES</u>	419,000	10,066.81	153,955.05		265,044.95	36.74
<u>B. EXPENDITURES</u>						
10 Sites	0	.00	3,607.88	0.00	3,607.88-	0.00
20 Buildings	100,000	.00	54,119.13	0.00	45,880.87	54.12
30 Equipment	500,000	32,415.59	52,476.86	0.00	447,523.14	10.50
40 Energy	0	.00	.00	0.00	.00	0.00
50 Sales & Lease Expenditure	0	.00	.00	0.00	.00	0.00
60 Bond Issuance Expenditure	0	.00	.00	0.00	.00	0.00
90 Debt	0	.00	.00	0.00	.00	0.00
<u>Total EXPENDITURES</u>	600,000	32,415.59	110,203.87	0.00	489,796.15	18.37
<u>C. OTHER FIN. USES TRANS. OUT (GL 536)</u>						
	0	.00	.00			
<u>D. OTHER FINANCING USES (GL 535)</u>						
	0	.00	.00			
<u>E. EXCESS OF REVENUES/OTHER FIN.SOURCES OVER(UNDER)EXP./OTH. FIN. USES(A-B-C-D)</u>						
	181,000-	22,348.78-	43,751.18		224,751.18	124.17-
<u>F. TOTAL BEGINNING FUND BALANCE</u>						
	1,668,063		1,738,154.17			
<u>G. G/L 898 PRIOR YEAR ADJUSTMENTS(+OR-)</u>						
	XXXXXXXX		.00			
<u>H. TOTAL ENDING FUND BALANCE (E+F + OR - G)</u>						
	1,487,063		1,781,905.35			
<u>I. ENDING FUND BALANCE ACCOUNTS:</u>						
G/L 810 Reserved For Other Items	85,000		71,334.95			
G/L 830 Reserved For Debt Service	0		.00			
G/L 835 Rsrvd Arb Rebate	0		.00			
G/L 850 Rsrvd Uninsured Risks	0		.00			
G/L 861 RESERVE FOR BOND PROC	300,000-		44,596.13-			
G/L 862 Reserve Of Levy Proceeds	0		.00			
G/L 863 RESERVE OF STATE PROCEEDS	0		.00			
G/L 864 Rsrv Of Fed Proceeds	200,000-		345,588.48			
G/L 865 Reserve Of Other Proceeds	520,337		557,419.70			
G/L 869 Rsrvd UnDistib Proceeds	0		.00			
G/L 870 Unrsrvd Dsgntd-Oth Itms	0		.00			
G/L 890 UNRESERVED FUND BALANCE	1,381,726		852,158.35			
<u>TOTAL</u>	1,487,063		1,781,905.35			

30--Debt Service Fund-- FUND BALANCE -- AGENCY ACCOUNTS -- BUDGET-STATUS-REPORT
 Fiscal Year 2008 (September 1, 2008 - August 31, 2009)

For the ARLINGTON School District for the Month of April, 2009

	ANNUAL	ACTUAL	ACTUAL			
A. REVENUES/OTHER FIN. SOURCES	BUDGET	FOR MONTH	FOR YEAR	ENCUMBRANCES	BALANCE	PERCENT
1000 Local Taxes	4,676,291	1,796,709.17	4,228,661.95		447,629.05	90.43
2000 Local Support Nontax	10,000	374.40	5,265.21		4,734.79	52.65
3000 State, General Purpose	600,000	41,405.98	337,008.71		262,991.29	56.17
5000 Federal, General Purpose	0	.00	.00		.00	0.00
9000 Other Financing Sources	0	.00	.00		.00	0.00
<u>Total REVENUES/OTHER FIN. SOURCES</u>	<u>5,286,291</u>	<u>1,838,489.55</u>	<u>4,570,935.87</u>		<u>715,355.13</u>	<u>86.47</u>
B. EXPENDITURES						
Matured Bond Expenditures	2,395,000	.00	2,025,000.00	0.00	370,000.00	84.55
Interest On Bonds	2,341,264	.00	1,194,305.00	0.00	1,146,959.00	51.01
Interfund Loan Interest	0	.00	.00	0.00	.00	0.00
Bond Transfer Fees	4,000	.00	.00	0.00	4,000.00	0.00
Arbitrage Rebate	0	.00	.00	0.00	.00	0.00
Underwriter's Fees	0	.00	.00	0.00	.00	0.00
<u>Total EXPENDITURES</u>	<u>4,740,264</u>	<u>.00</u>	<u>3,219,305.00</u>	<u>0.00</u>	<u>1,520,959.00</u>	<u>67.91</u>
C. OTHER FIN. USES TRANS. OUT (GL 536)	0	.00	.00			
L. OTHER FINANCING USES (GL 535)	0	.00	.00			
E. EXCESS OF REVENUES/OTHER FIN.SOURCES OVER (UNDER) EXPENDITURES (A-B-C-D)						
	546,027	1,838,489.55	1,351,630.87		805,603.87	147.54
F. TOTAL BEGINNING FUND BALANCE	3,578,250		3,081,962.58			
G. G/L 898 PRIOR YEAR ADJUSTMENTS (+OR-) XXXXXXXXX			.00			
H. TOTAL ENDING FUND BALANCE (E+F + OR - G)	4,124,277		4,433,593.45			
I. ENDING FUND BALANCE ACCOUNTS:						
G/L 810 Reserved For Forest Funds	0		.00			
G/L 835 Rsrvd Arb Rebate	0		.00			
G/L 890 UNRESERVED FUND BALANCE	4,124,277		4,433,593.45			
<u>TOTAL</u>	<u>4,124,277</u>		<u>4,433,593.45</u>			

40--Associated Student Body Fund-- FUND BALANCE -- AGENCY ACCOUNTS -- BUDGET-STATUS-REPORT
 Fiscal Year 2008 (September 1, 2008 - August 31, 2009)

For the ARLINGTON School District for the Month of April, 2009

	ANNUAL BUDGET	ACTUAL FOR MONTH	ACTUAL FOR YEAR	ENCUMBRANCES	BALANCE	PERCENT
<u>A. REVENUES</u>						
1000 General Student Body	385,520	35,632.56	305,478.24		80,041.76	79.24
2000 Athletics	161,975	8,370.41	161,395.69		579.31	99.64
3000 Classes	36,400	14,780.10	33,463.76		2,936.24	91.93
4000 Clubs	176,454	29,459.93	129,260.02		47,193.98	73.25
6000 Private Moneys	4,500	.00	5,202.82		702.82	115.62
<u>Total REVENUES</u>	764,849	88,243.00	634,800.53		130,048.47	83.00
<u>B. EXPENDITURES</u>						
1000 General Student Body	358,504	36,570.79	216,400.82	20,556.04	121,547.14	66.10
2000 Athletics	210,375	18,016.76	147,649.50	36,520.02	26,205.48	87.54
3000 Classes	29,531	9,114.23	23,497.95	796.84	5,236.21	82.27
4000 Clubs	150,306	21,232.84	128,182.62	36,858.51	14,735.13	109.80
6000 Private Moneys	7,974	413.80	6,182.62	0.00	1,791.38	77.53
<u>Total EXPENDITURES</u>	756,690	85,348.42	521,913.51	94,731.41	140,045.08	81.49
<u>C. EXCESS OF REVENUES</u>						
<u>OVER (UNDER) EXPENDITURES</u>	<u>(A-B)</u>	8,159	2,894.58	112,887.02	104,728.02	> 1000
<u>D. TOTAL BEGINNING FUND BALANCE</u>						
	501,607		530,130.85			
<u>E. G/L 898 PRIOR YEAR ADJUSTMENTS (+OR-)</u>						
	XXXXXXXXXX		.00			
<u>F. TOTAL ENDING FUND BALANCE</u>						
	509,766		643,017.87			
<u>C+D + OR - E)</u>						
<u>G. ENDING FUND BALANCE ACCOUNTS:</u>						
G/L 810 Reserved For Other Items	0		.00			
G/L 840 Reserved For Inventory	0		.00			
G/L 850 Rsrvd Uninsured Risks	0		.00			
G/L 870 Unrsrvd Dsgntd-Oth Itms	0		.00			
G/L 890 UNRESERVED FUND BALANCE	509,766		643,017.87			
<u>TOTAL</u>	509,766		643,017.87			

90--Transportation Vehicle Fund-- FUND BALANCE -- AGENCY ACCOUNTS -- BUDGET-STATUS-REPORT
 Fiscal Year 2008 (September 1, 2008 - August 31, 2009)

For the ARLINGTON School District for the Month of April, 2009

	ANNUAL BUDGET	ACTUAL FOR MONTH	ACTUAL FOR YEAR	ENCUMBRANCES	BALANCE	PERCENT
<u>A. REVENUES/OTHER FIN. SOURCES</u>						
1000 Local Taxes	0	.00	.00		.00	0.00
2000 Local Nontax	9,000	62.60	1,330.35		7,669.65	14.78
3000 State, General Purpose	0	.00	.00		.00	0.00
4000 State, Special Purpose	257,995	.00	271,581.98		13,586.98-	105.27
5000 Federal, General Purpose	0	.00	.00		.00	0.00
6000 Other Agencies & Assoc	0	.00	.00		.00	0.00
9000 Other Financing Sources	121,137	.00	.00		121,137.00	0.00
<u>A. TOTAL REV/OTHER FIN.SRCS(LESS TRANS)</u>	<u>388,132</u>	<u>62.60</u>	<u>272,912.33</u>		<u>115,219.67</u>	<u>70.31</u>
<u>B. 9900 TRANSFERS IN FROM GF</u>	<u>0</u>	<u>.00</u>	<u>.00</u>	<u>0.00</u>	<u>.00</u>	<u>0.00</u>
<u>C. Total REV./OTHER FIN. SOURCES</u>	<u>388,132</u>	<u>62.60</u>	<u>272,912.33</u>	<u>0.00</u>	<u>115,219.67</u>	<u>70.31</u>
<u>D. EXPENDITURES</u>						
Program 97 District-Wide Support						
Activity 82 Warrant Interest	0	.00	.00	0.00	.00	0.00
Activity 83 Other Interest	0	.00	.00	0.00	.00	0.00
Activity 84 Debt	0	.00	.00	0.00	.00	0.00
Activity 85 Debt Related Expenditu	0	.00	.00	0.00	.00	0.00
Program 99 PUPIL TRANSPORTATION						
Activity 57 Cash Purch/Rebuild Bus	0	.00	.00	0.00	.00	0.00
Activity 58 Contract Purchase/Rebu	402,896	.00	282,604.70	0.00	120,291.30	70.14
<u>Total EXPENDITURES</u>	<u>402,896</u>	<u>.00</u>	<u>282,604.70</u>	<u>0.00</u>	<u>120,291.30</u>	<u>70.14</u>
<u>E. OTHER FIN. USES TRANS. OUT (GL 536)</u>	<u>0</u>	<u>.00</u>	<u>.00</u>			
<u>F. OTHER FINANCING USES (GL 535)</u>	<u>0</u>	<u>.00</u>	<u>.00</u>			
<u>G. EXCESS OF REVENUES/OTHER FIN. SOURCE OVER (UNDER) EXPENDITURES AND OT (C-D-E-F)</u>	<u>14,764-</u>	<u>62.60</u>	<u>9,692.37-</u>		<u>5,071.63</u>	<u>34.35-</u>
<u>H. TOTAL BEGINNING FUND BALANCE</u>	<u>46,498</u>		<u>84,096.23</u>			
<u>I. G/L 898 PRIOR YEAR ADJUSTMENTS (+OR-)</u>	<u>XXXXXXXX</u>		<u>.00</u>			
<u>J. TOTAL ENDING FUND BALANCE (G+H + OR - I)</u>	<u>31,734</u>		<u>74,403.86</u>			
<u>K. ENDING FUND BALANCE ACCOUNTS:</u>						
G/L 810 Reserved For Other Items	0		.00			
G/L 830 Reserved For Debt Service	0		.00			
G/L 835 Rsrvd Arb Rebate	0		.00			
G/L 850 Rsrvd Uninsured Risks	0		.00			
G/L 890 UNRESERVED FUND BALANCE	31,734		74,403.86			
<u>TOTAL</u>	<u>31,734</u>		<u>74,403.86</u>			

GL Description	Beginning Balance	2008-09 FYTD Debits	2008-09 FYTD Credits	Balance
70 PRIVATE PURPOSE TRUST FUND				
230 CASH ON HAND	0.00	2,444.60	2,444.60	0.00
240 Cash on Dep w/Co.Treas	414.43	6,311.95	6,686.77	39.61
241 Warrants Outstanding	-392.14	3,736.77	3,344.63	0.00
340 Accounts Receivable	685.00	0.00	685.00	0.00
450 Investments	77,090.00	2,950.00	2,950.00	77,090.00
--- Asset	77,797.29	15,443.32	16,111.00	77,129.61
601 Accounts Payable	0.00	3,344.63	3,344.63	0.00
--- Liability	0.00	3,344.63	3,344.63	0.00
890 Unres.Undes.Fund Balance	-77,797.29	4,880.06	4,212.38	-77,129.61
--- Equity	-77,797.29	4,880.06	4,212.38	-77,129.61
--- PRIVATE PURPOSE TRUST FUND	0.00	23,668.01	23,668.01	0.00
Grand Asset Totals	77,797.29	15,443.32	16,111.00	77,129.61
Grand Liability Totals	0.00	3,344.63	3,344.63	0.00
Grand Equity Totals	-77,797.29	4,880.06	4,212.38	-77,129.61
Grand Totals	0.00	23,668.01	23,668.01	0.00

***** End of report *****