

Arlington Public Schools
“Providing the means to accomplish dreams”

Supportive Information Sheet

Subject: BUDGET REPORT

Action

Page(s): Thirteen (13), including cover

Submitted by: Dr. Kristine McDuffy, Superintendent and
Deborah Borgens, Executive Director of Financial Services

Date: October 27, 2008

Background Information:

Enclosed please find reports related to Enrollment and Revenue/Expenditures. We are proposing a new monthly reporting and approval process. The first meeting of the month would include reports related to fund balance and net cash. The second meeting of the month would include reports related to Enrollment and Revenue/Expenditures.

Administrative Consideration:

We recommend commencing the new practice of the Board approving the monthly budget reports.

Superintendent’s Recommendation:

That the Board approves the monthly Enrollment and Revenue/Expenditure reports.

ARLINGTON PUBLIC SCHOOLS
FTE by Building/Grade
2008-2009

	PRES	EC	KP	Pioneer	Trafton	Haller	Post	AHS	Weston	SVS	Total
K	45.50	34.00	38.00	39.50	12.50					7.50	177.00
1st Grade	87.00	85.00	94.00	94.00	25.00					22.00	407.00
2nd Grade	99.00	89.00	94.00	71.00	23.00					18.43	394.43
3rd Grade	88.00	90.00	92.00	88.00	25.00					17.83	400.83
4th Grade	98.00	81.00	84.60	96.00	25.00					13.82	398.42
5th Grade	108.00	121.00	100.00	92.00	23.00					16.79	460.79
6th Grade						194.12	185.00			12.62	391.74
7th Grade						183.00	206.00			22.08	411.08
8th Grade						199.00	192.86			22.36	414.22
9th Grade								439.80	0.00	21.64	461.44
10th Grade								436.90	22.00	33.20	492.10
11th Grade								364.60	31.20	31.20	427.00
12th Grade								334.60	65.40	12.64	412.64
	525.50	500.00	502.60	480.50	133.50	576.12	583.86	1575.90	118.60	252.11	5248.69

Budget 5163.0

85.69

FINAL COPY 10/10/08

MONTHLY REPORT OF STUDENT ENROLLMENT
2008-2009
Head Count

	Presidents	Eagle Cr.	Kent Pr.	Pioneer	Trafton	Haller	Post	AHS	Weston	SVS	Total
Kindergarten	91	68	76	79	25					15	354
1st Grade	87	85	94	94	25					22	407
2nd Grade	99	89	94	71	23					19	395
3rd Grade	88	90	92	88	25					21	404
4th Grade	98	81	85	96	25					16	401
5th Grade	108	121	100	92	23					20	464
6th Grade						195	185			14	394
7th Grade						183	206			24	413
8th Grade						199	193			25	417
9th Grade								440	0	24	464
10th Grade								437	22	36	495
11th Grade								377	32	31	440
12th Grade								348	70	15	433

TOTALS	571	534	541	520	146	577	584	1602	124	282	5481
--------	-----	-----	-----	-----	-----	-----	-----	------	-----	-----	------

FINAL COPY 10/10/08

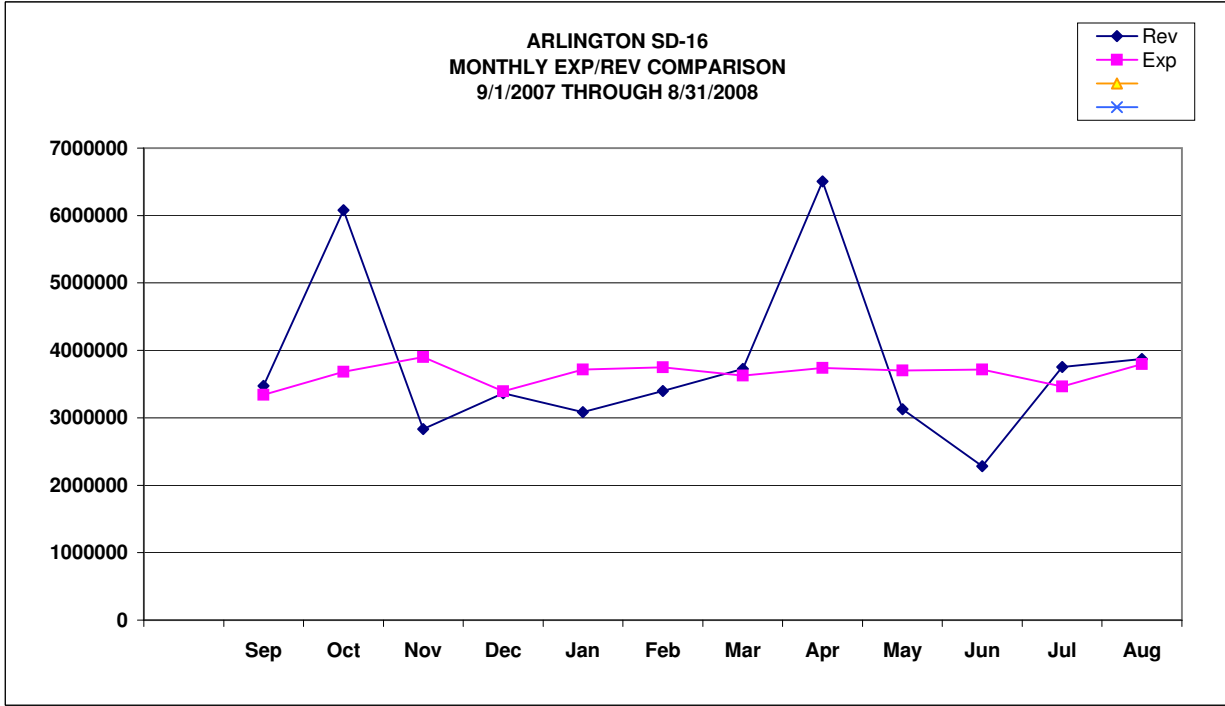
ARLINGTON PUBLIC SCHOOLS

GENERAL FUND ACTUAL EXPENDITURE PERCENTAGE

September 30, 2008

MONTH	2006-2007		2007-2008		2008-2009		*** 3 YEAR AVERAGE	2006-2007	2007-2008	2008-2009	3 YEAR AVERAGE
	ACT EXP	TOT BUD %	ACT EXP	TOT BUD Bud Ext. %	ACT EXP	TOT BUD Bud Ext. %					
Sept	3,340,662.20	7.552	3,678,116.96	7.703	3,607,659.70	7.460	7.572	7.552	7.703	7.460	7.572
Oct	3,682,221.77	8.324	4,287,505.96	8.979				15.876	16.682		
Nov	3,901,548.87	8.820	3,929,392.70	8.229				24.695	24.912		
Dec	3,395,285.51	7.675	3,730,835.58	7.813				32.371	32.725		
Jan	3,713,656.84	8.395	4,236,524.55	8.872				40.766	41.597		
Feb	3,748,913.09	8.475	3,908,575.83	8.186				49.240	49.783		
Mar	3,623,499.60	8.191	4,051,946.86	8.486				57.431	58.269		
Apr	3,739,135.25	8.453	4,087,170.73	8.560				65.884	66.829		
May	3,699,604.59	8.363	3,954,300.06	8.281				74.247	75.110		
June	3,715,240.91	8.399	3,975,319.90	8.325				82.646	83.436		
July	3,466,161.77	7.835	3,971,293.87	8.317				90.481	91.718		
Aug	3,798,409.90	8.587	3,552,972.02	7.441				99.068	99.128		
TOTAL	43,824,340.30	99.068	47,363,955.02	99.194	3,607,659.70	7.460	7.572	99.068	99.128	0.000	0.000

**ARLINGTON SCHOOL DISTRICT #16
MONTHLY EXPENDITURE/REVENUE COMPARISON**



State Allocation % by Month

Sept	9.0%
Oct	9.0%
Nov	5.5%
Dec	9.0%
Jan	9.0%
Mar	9.0%
Apr	9.0%
May	5.5%
Jun	9.0%
Jul	10.0%
Aug	10.0%

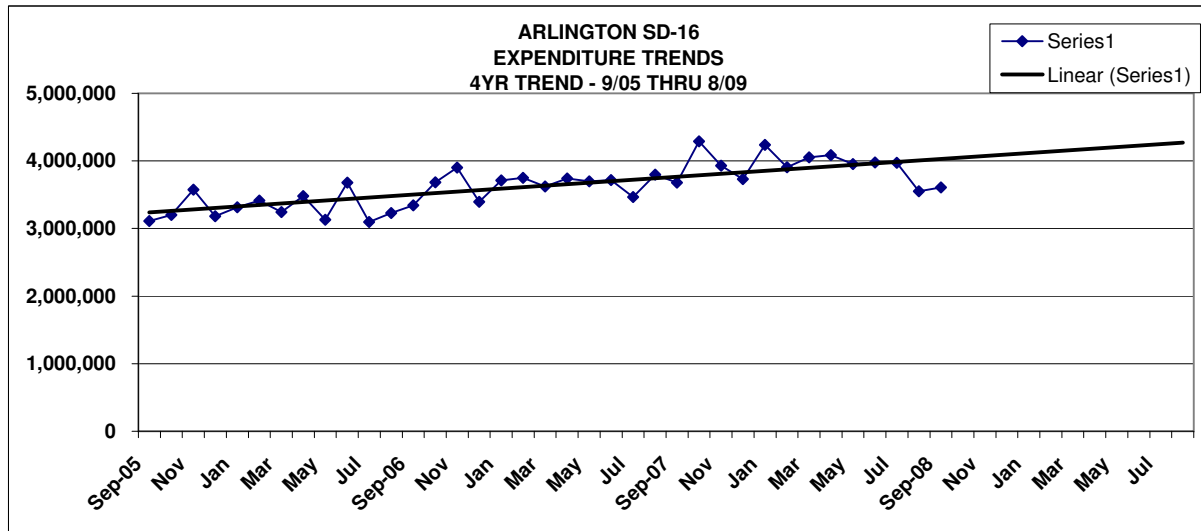
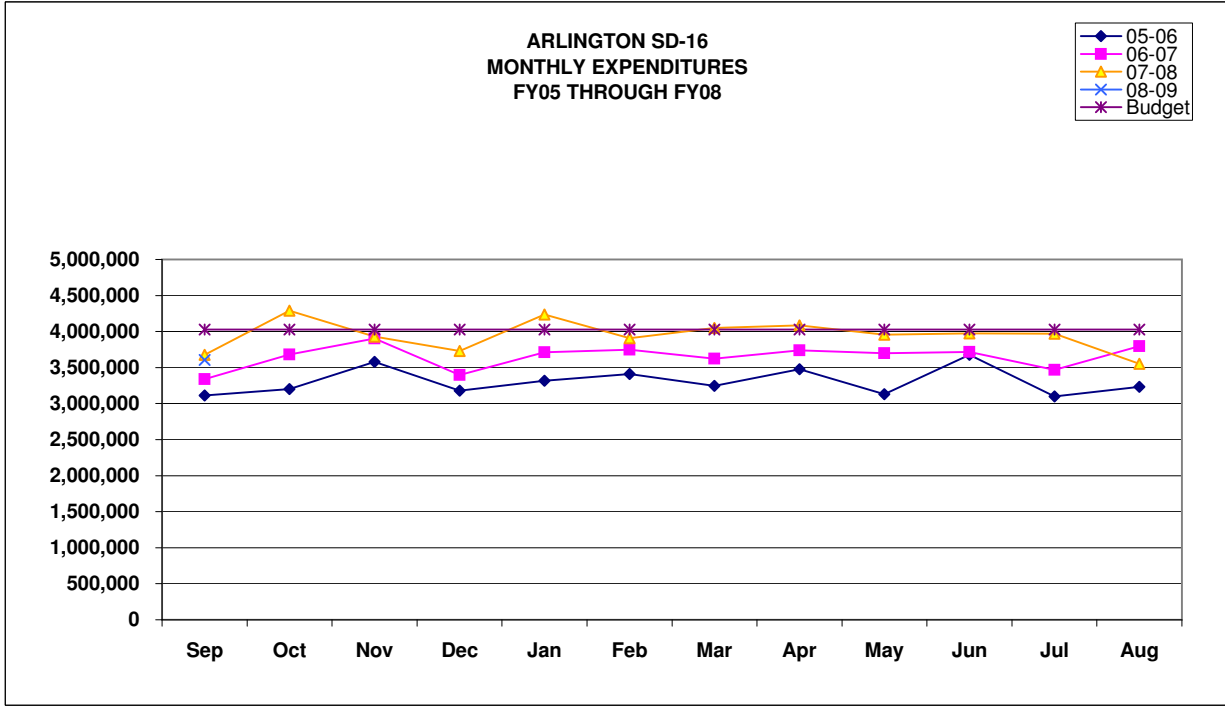
Levy Collection by % (on average)

Nov 48%

May 50%

(we average about 98% levy collection)

**ARLINGTON SCHOOL DISTRICT #16
MONTHLY EXPENDITURE/TREND REPORT**



**ARLINGTON SCHOOL DISTRICT #16
MONTHLY REVENUE TREND REPORT**

