

**Arlington Public Schools**  
"Providing the means to accomplish dreams"

<b>Supportive Information Sheet</b>
-------------------------------------

**Subject: BUDGET REPORT**

Action

**Page(s):** Eight (8), including cover

**Submitted by:** Dr. Kristine McDuffy, Superintendent and  
Ms. Deborah Borgens, Executive Director of Financial Services

**Date:** November 24, 2008

**Administrative Consideration:**

Enclosed please find second meeting of the month reports:

*Enrollment and Revenue/Expenditures*

Notes:

- Enrollment dropped – FTE from October to November. Still remains 80.49 FTE over budget.
- Taxes received in October affecting increase in Revenue.

**Superintendent's Recommendation:**

That the Board approves the monthly Enrollment and Revenue/Expenditure reports.

ARLINGTON PUBLIC SCHOOLS  
FTE by Building/Grade  
2008-2009

	PRES	EC	KP	Pioneer	Trafton	Haller	Post	AHS	Weston	SVS	Total
K	46.00	34.50	38.50	40.00	12.50					7.50	179.00
1st Grade	86.00	85.00	93.00	93.00	25.00					22.00	404.00
2nd Grade	99.00	89.00	94.00	71.00	23.00					18.43	394.43
3rd Grade	87.00	89.00	93.00	87.00	24.00					18.83	398.83
4th Grade	97.00	81.00	84.60	96.00	25.00					14.98	398.58
5th Grade	106.00	121.00	100.00	92.00	23.00					17.79	459.79
6th Grade						196.12	185.00			13.62	394.74
7th Grade						182.00	205.02			22.08	409.10
8th Grade						199.00	191.96			23.16	414.12
9th Grade								432.80	0.00	23.44	456.24
10th Grade								434.10	25.00	34.32	493.42
11th Grade								362.00	32.20	31.20	425.40
12th Grade								327.60	74.40	13.84	415.84
	521.00	499.50	503.10	479.00	132.50	577.12	581.98	1556.50	131.60	261.19	5243.49

Budget 5163.00

80.49

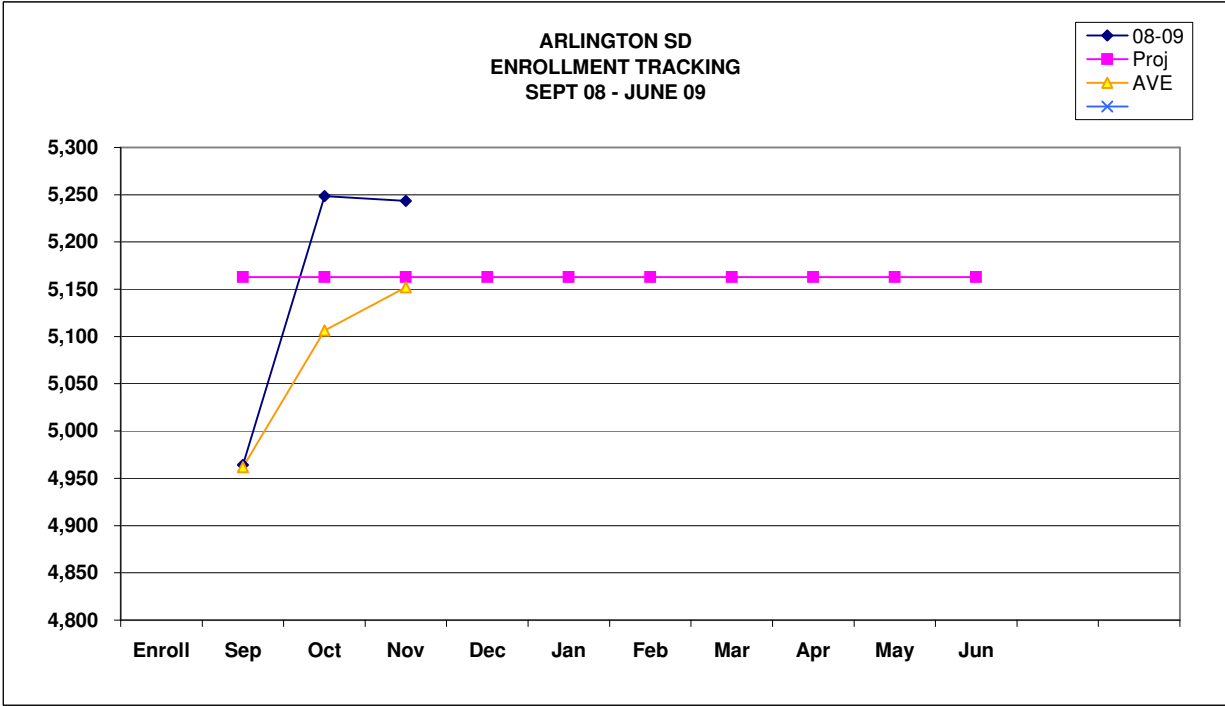
MONTHLY REPORT OF STUDENT ENROLLMENT  
2008-2009  
Head Count

	Presidents	Eagle Cr.	Kent Pr.	Pioneer	Trafton	Haller	Post	AHS	Weston	SVS	Total
Kindergarten	92	69	77	80	25					15	358
1st Grade	86	85	93	93	25					22	404
2nd Grade	99	89	94	71	23					19	395
3rd Grade	87	89	93	87	24					22	402
4th Grade	97	81	85	96	25					17	401
5th Grade	106	121	100	92	23					21	463
6th Grade						197	185			15	397
7th Grade						182	205			24	411
8th Grade						199	192			25	416
9th Grade								433	0	25	458
10th Grade								435	25	37	497
11th Grade								373	33	31	437
12th Grade								342	79	17	438

<b>TOTALS</b>	<b>567</b>	<b>534</b>	<b>542</b>	<b>519</b>	<b>145</b>	<b>578</b>	<b>582</b>	<b>1583</b>	<b>137</b>	<b>290</b>	<b>5477</b>
---------------	------------	------------	------------	------------	------------	------------	------------	-------------	------------	------------	-------------

FINAL COPY

NOVEMBER 7th, 2008 -



	<b>08-09</b>
Sept	4964.28
Oct	5248.69
Nov	5243.49
Dec	
Jan	
Feb	
Mar	
Apr	
May	
Jun	

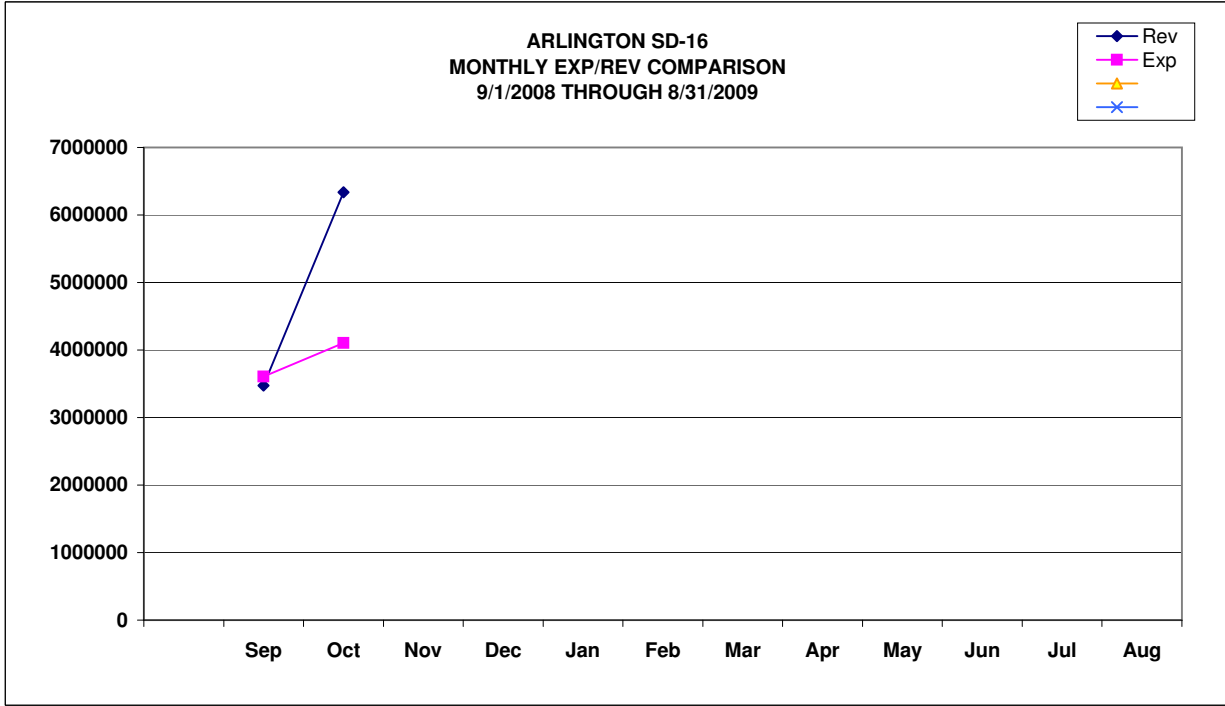
ARLINGTON PUBLIC SCHOOLS

GENERAL FUND ACTUAL EXPENDITURE PERCENTAGE

September 30, 2008

MONTH	2006-2007		2007-2008		2008-2009		*** 3 YEAR AVERAGE	2006-2007	2007-2008	2008-2009	3 YEAR AVERAGE
	ACT EXP	TOT BUD %	ACT EXP	TOT BUD Bud Ext. %	ACT EXP	TOT BUD Bud Ext. %					
Sept	3,340,662.20	7.552	3,678,116.96	7.703	3,607,659.70	7.460	7.572	7.552	7.703	7.460	7.572
Oct	3,682,221.77	8.324	4,287,505.96	8.979	4,105,839.17	8.490	8.598	15.876	16.682	15.950	16.169
Nov	3,901,548.87	8.820	3,929,392.70	8.229				24.695	24.912		
Dec	3,395,285.51	7.675	3,730,835.58	7.813				32.371	32.725		
Jan	3,713,656.84	8.395	4,236,524.55	8.872				40.766	41.597		
Feb	3,748,913.09	8.475	3,908,575.83	8.186				49.240	49.783		
Mar	3,623,499.60	8.191	4,051,946.86	8.486				57.431	58.269		
Apr	3,739,135.25	8.453	4,087,170.73	8.560				65.884	66.829		
May	3,699,604.59	8.363	3,954,300.06	8.281				74.247	75.110		
June	3,715,240.91	8.399	3,975,319.90	8.325				82.646	83.436		
July	3,466,161.77	7.835	3,971,293.87	8.317				90.481	91.718		
Aug	3,798,409.90	8.587	3,552,972.02	7.441				99.068	99.128		
TOTAL	43,824,340.30	99.068	47,363,955.02	99.194	7,713,498.87	15.950	16.169	99.068	99.128	0.000	0.000

**ARLINGTON SCHOOL DISTRICT #16  
MONTHLY EXPENDITURE/REVENUE COMPARISON**



State Allocation % by Month

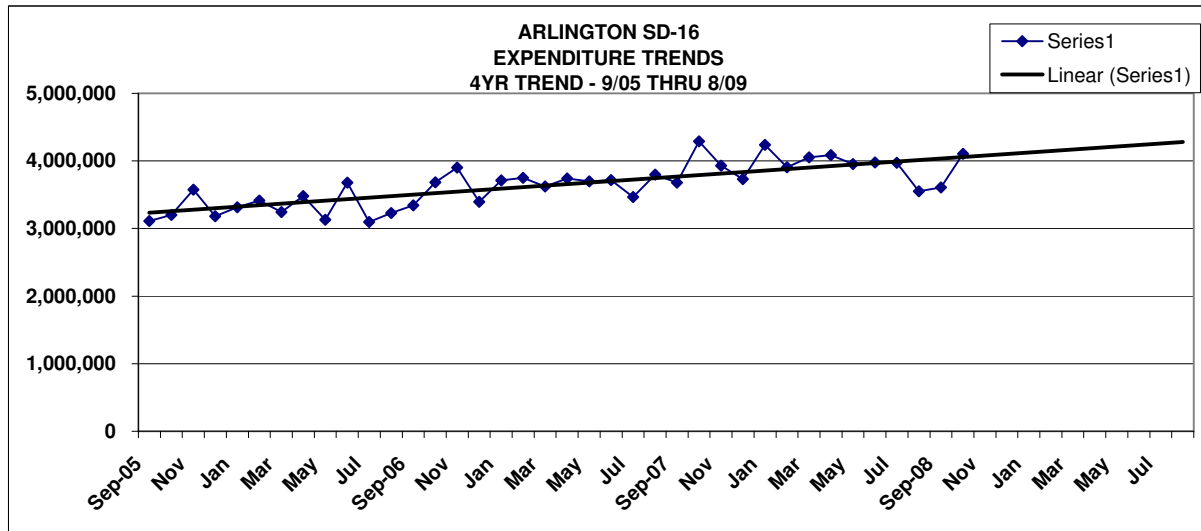
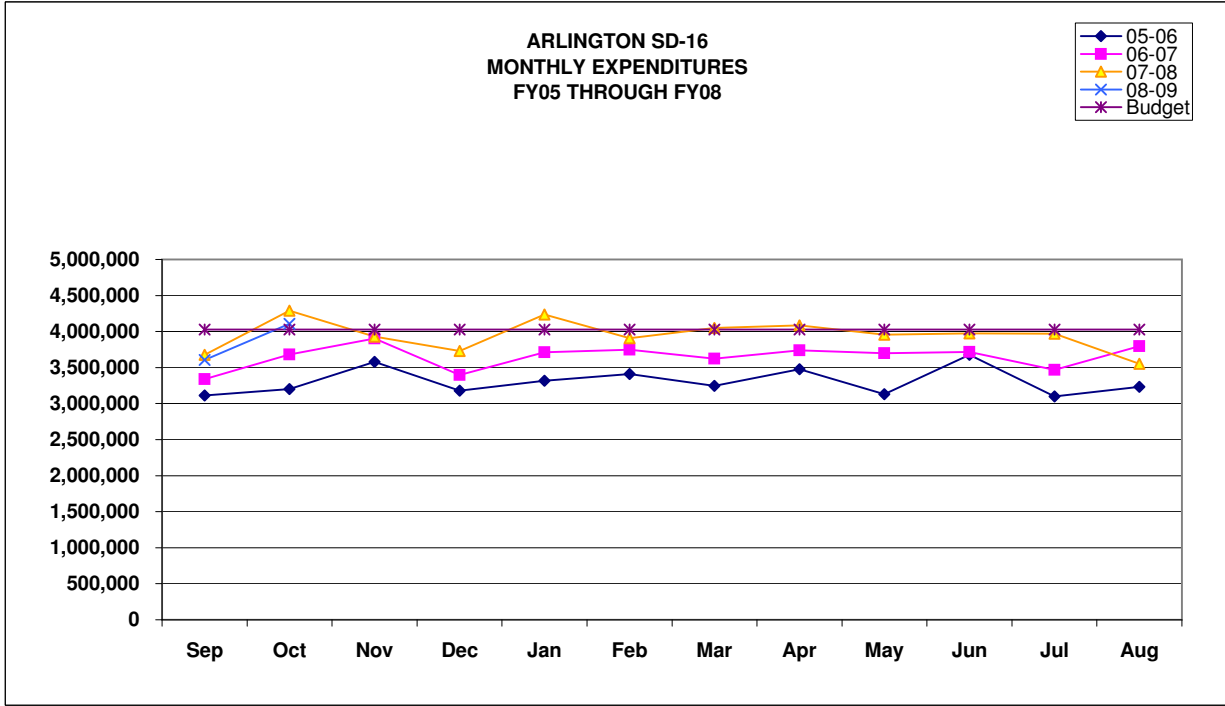
Sept	9.00%
Oct	9.00%
Nov	5.50%
Dec	9.00%
Jan	9.00%
Mar	9.00%
Apr	9.00%
May	5.50%
Jun	9.00%
Jul	10.00%
Aug	10.00%

Levy Collection by % (on average)

Nov	48%
May	50%

(we average about 98% levy collection)

**ARLINGTON SCHOOL DISTRICT #16  
MONTHLY EXPENDITURE/TREND REPORT**



**ARLINGTON SCHOOL DISTRICT #16  
MONTHLY REVENUE TREND REPORT**

